

## Y46TLM24XX

Glue-on splashback panel (h. 60 mm).

Installation of the profile can only take place during production.<br>Any repair in case of damage requires the product to be returned to the factory.

**Physical data**

Dimensions (mm.)

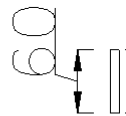
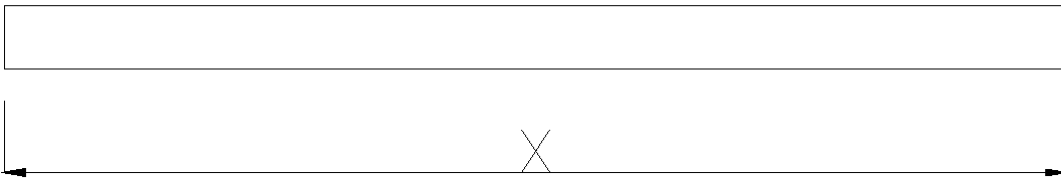
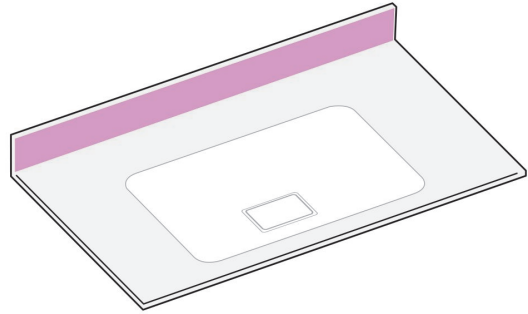
Weight (kg.)

**Delivery methods**

Package N.a.

Package dimensions (mm.)

Weight with Packaging (kg.)



## Y46TLM24XX

### Available colors

---

W3  
Alpine white

### Materials and finishes

---

Acrylic stone

### Safety tips

---

Before installing and using the device, read the instructions for use and especially the safety warnings carefully and follow them.  
If in doubt, contact the company before using the device.

### Information on use

---

The device is not affected by the room's temperature, though it must NOT be installed in environments subject to temperatures below 4°C or above 40°C.  
Do not install in saunas. Not comply with the indicated temperatures may damage the plastic coating of the device.

### Warranty

---

If this product fails due to a defect in material or workmanship during the time of periods listed below for each product, Ponte Giulio will replace or repair it free of charge. .  
Warranty 2 YEARS