

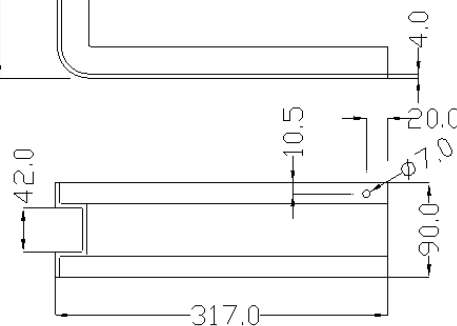
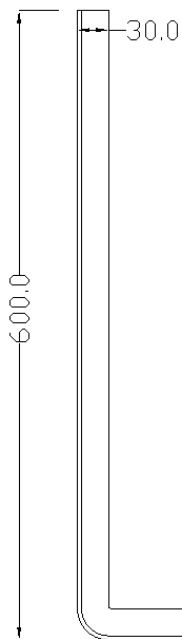
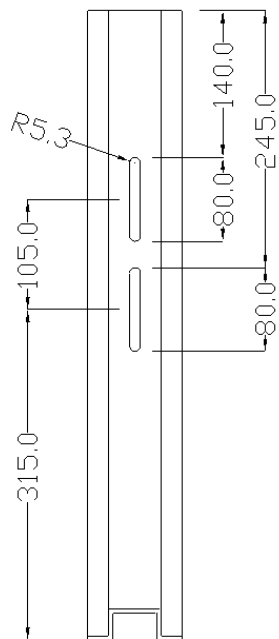


Codice **B41DDS02**

Linea Dual

Peso (kg.) 7,6

Staffa di fissaggio per sanitari sospesi



COMPONENTI / COMPONENTS

- N° 4 BULLONI ZINCATI / ZINC-PLATED STUD BOLT = M10x120
- N° 12 RONDELLE / WASHERS = D.10x36
- N° 8 DADI ZINCATI / ZINC-PLATED NUT = M10
- N° 4 FISSAGGI TONDI PVC / PVC ROUND FIXING = D.10x40
- N° 4 COPERCHI TONDI PVC / PVC ROUND-CAP
- N° 4 MANICOTTI IN GOMMA / RUBBER SLAVE
- N° 2 LISTELLI DI COLLEGAMENTO / CONNECTION CLAMP = LL.mm 389
- N° 4 BULLONI ZINCATI / ZINC-PLATED STUD BOLT = M6x20
- N° 4 DADI ZINCATI / ZINC-PLATED NUT = M6